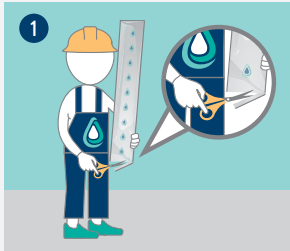
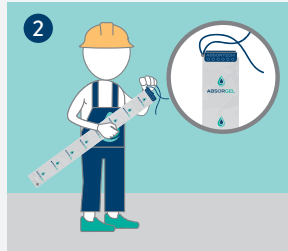


## Installation guide

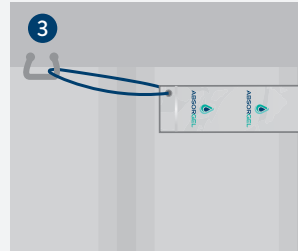
# Absorgel<sup>®</sup> Hanging Horizontal



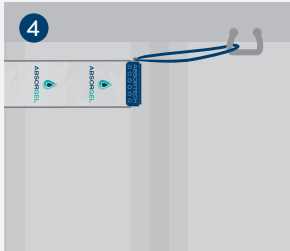
1  
Activate the Absorgel by opening the transparent outer plastic packing and taking out the Absorgel. Be careful not to cut into the Absorgel.



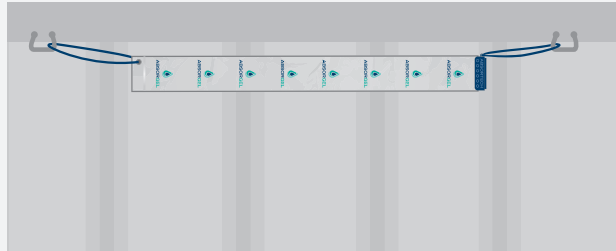
2  
Put a nylon string (or a cable tie) through one of the grommets of the Absorgel.



3  
Tighten the nylon string (or cable tie) around the container lashing ring.

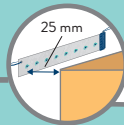


4  
Repeat steps 2 and 3 above for securing the Absorgel through the other grommet.



Absorgel Hanging Horizontal is part of Absortech's range of high-performance products for preventing moisture damage during transport.

A minimum of 25 mm of space is required between the Absorgel product and container cargo.



This example shows a correct Absorgel Hanging Horizontal installation.

